

# North East Public School of Distance Education



*Information Day 2016*




*Technology Information*

# *What does technology look like at North East Public School of Distance Education?*

When families begin their learning journey with North East Public School of Distance Education many have a range of questions about the use of technology in our school.

In this booklet you will find some answers to some of the most common questions asked by new families as well as information about accessing different online services provided by the Department of Education as well as some additional digital learning opportunities provided by the school.



## **Contents**

- Frequently Asked Questions
- Online services provided by the Department of Education
- Web conferencing and Collaboration
- Accessing school news
- Notes – a place to take notes for later

# *Some Frequently Asked Questions*

*Below are some of the most common questions families ask about the use of technology to support their children to access learning.*

## ***What kinds of device do we need?***

You do not 'need' to own or purchase any particular device or technology. Your teacher will ask you about what you own, what you have access to and if and how you would like to use the device for school purposes. They will then try to make the best use of that opportunity.

## ***I was planning to buy a new device, what should I get?***

If you are planning on purchasing a new device there are a few suggested features to consider.

- USB port – to readily access and share digital teaching and learning
- Camera/webcam – to make video files
- Microphone – to record audio files



## ***Do we need Internet?***

Many families do not have regular access to internet for a range of reasons. Using the internet for school purposes is a personal choice and any costs for you to receive and send information to the school is the responsibility of families. The availability of internet is taken into consideration when teaching and learning is planned. There are many places where you can access free internet including some town libraries.

## ***Can I email my classroom teacher?***

Some families who have chosen to have regular internet use emailing as a way of providing updates and changes to plans with their classroom teacher. E.g. addresses and absences. Some families also choose to share some of their learning via email. Emailing has some limitations as there is a limit of 30mb to the school email system. Some files that are successfully shared via email have included, photos, audio files and documents. Any data costs that parents incur associated with this technology is a parent choice and responsibility.

### ***Will my child have access to a student email?***

Students with permission to access the online services provided by the Department of Education will have the option to use a student email. This is accessed via the Student Portal. The Student Portal provides a range of other services which are explained later in this booklet. Talk with your classroom teacher if you are unfamiliar with the Student Portal.

### ***Can we Skype?***

The short answer is not currently, however we have alternatives to Skype that provide opportunities to students to join video lessons and collaborate with other students. Your classroom teacher will have more information about the options available in 2017.

### ***How do we get our lessons and share our learning?***



Families tell us that often the easiest way to share our digital teaching and learning is on a USB. The USB can be used by your classroom teacher to present recorded lessons and other digital resources, which could include photos, audio files and games. The USB can also be the main way students share digital files they create.



Families with regular internet can sometimes share their learning through the use of cloud storage. Some options used in the past have included **Google Drive** and **DropBox**. Your classroom teacher will be able to discuss this further. Any data costs that parents incur associated with this technology is a parent choice and responsibility.

### ***What apps do I need on my tablet?***

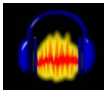

Many tablets and phones already have video and audio viewing and recording options built into the device. The negative side of using this is the challenge of getting these files from your device to your teacher. Again, discuss this with the class teacher.

## What programs should I have on my computer?



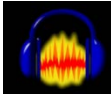
The suggested apps below are regularly used by classroom teachers and students.

They are programs that are free or preinstalled on your machine

### Windows

App	Use	Website
Audacity 	Making audio files	<a href="http://www.audacityteam.org/">http://www.audacityteam.org/</a>
Windows Movie Maker 	Making webcam videos and presentations	<i>Already installed on most windows machines or downloaded from</i> <a href="https://support.microsoft.com/en-au/help/14220">https://support.microsoft.com/en-au/help/14220</a>

### Mac

App	Use	Website
QuickTime 	Plays and makes video and audio files (MP3 & MP4)	<i>Installed on your Mac machine.</i>
VLC 	Plays WMV (windows media files) on a MAC computer	<a href="http://www.videolan.org/vlc/download-windows.html">http://www.videolan.org/vlc/download-windows.html</a>
Audacity 	Making audio files	<a href="http://www.audacityteam.org/">http://www.audacityteam.org/</a>

***On the next page, you will find an overview so some of the other digital opportunities used within the school.***

## The Student Portal

The student Portal is provided by the Department of Education and provided a range of online services. Below is a list of some of the most commonly used services used within the school.




- Student email
- School library and access to eBooks
- Google apps, including Google Drive as part of G- Suite

**NOTE:** if you have not chosen yes to online services in your child's enrollment some of these features will not be available. Talk to your classroom teacher if you need more information about accessing the Student Portal.




## Web Conferencing and Collaboration

In 2016 the following opportunities were offered for eligible families.

Ask your classroom teacher about what is on offer for 2017

	WebEx - web conferencing
	iSee Virtual Campus/Playground - web conferencing
	REACT for isolated families eligible for a 'school of the air' satellite system.

## School News

	The NEPSODE Skoolbag app is for your Apple or Android device and is where school information is shared. To download it find it in your app store.
	Our North East Public School of Distance Education Facebook page is regularly updated with news and school events. <a href="http://www.facebook.com/northeastpublicschool">www.facebook.com/northeastpublicschool</a>
	The school website - <a href="http://www.nepsode.org.au/">http://www.nepsode.org.au/</a>

**Notes:**



### **School contact information**

North East Public School of Distance Education  
School Street, Port Macquarie NSW 2444  
PO Box 2088, Port Macquarie NSW 2444

#### **Northern Campus, Casino NSW**

02 6662 6414

#### **Southern Campus, Port Macquarie NSW**

02 6584 1118

[www.nepsode.org.au](http://www.nepsode.org.au)

email: [Northeast-d.School@det.nsw.edu.au](mailto:Northeast-d.School@det.nsw.edu.au)